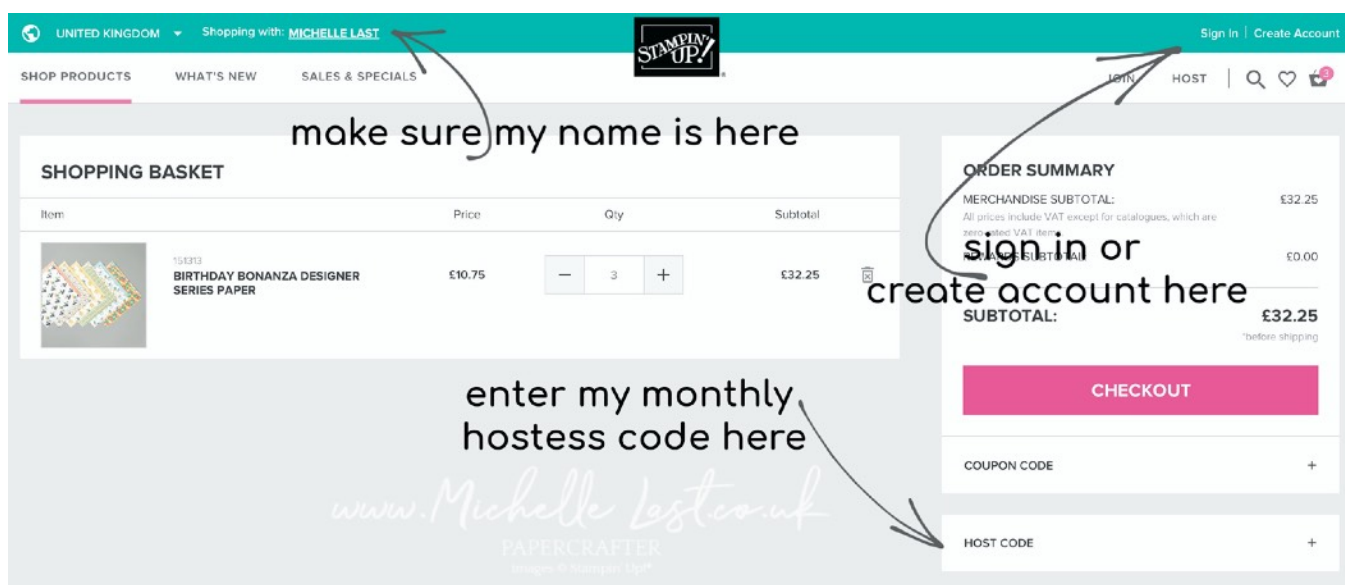


How to order Stampin' Up! products via my online shop

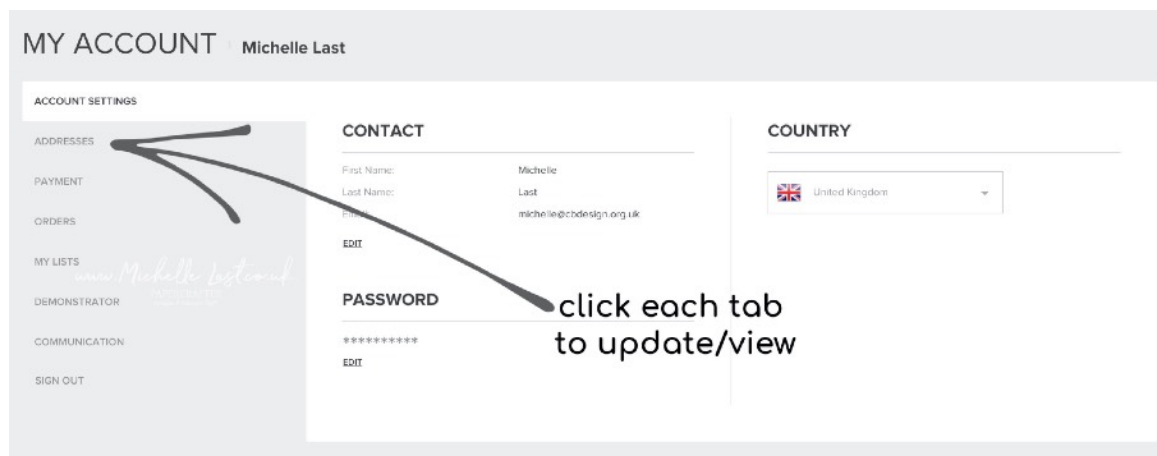
with Michelle Last Independent Stampin' Up! Demonstrator

anything underlined below is a clickable link, click it to go direct to the relevant website/page.

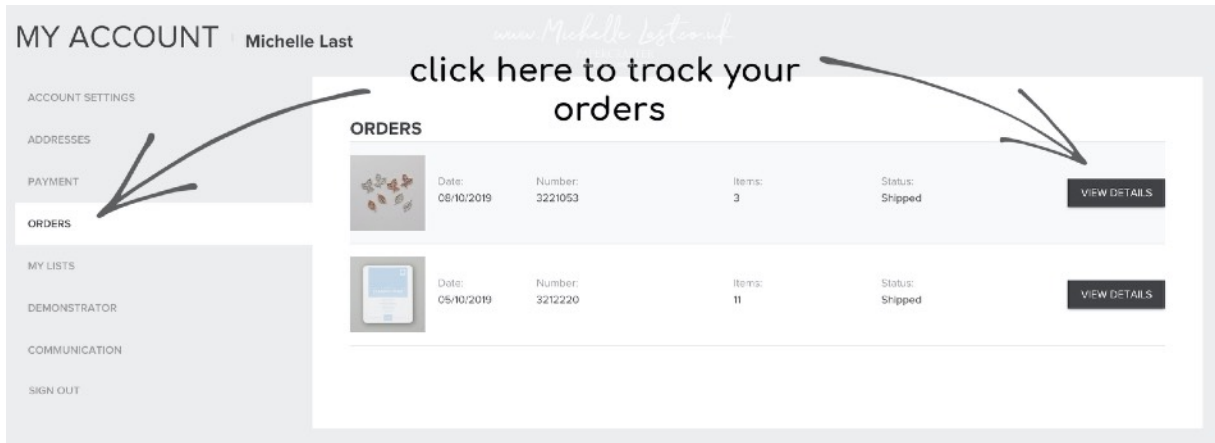
- Visit my website and copy (or make a note) of the monthly hostess code (www.michellelast.co.uk). (You can also go direct to my online shop www.stampinup.uk?dbwsdemo=5000033).
- Click my shop now button (in various places on my website) to go direct to my shop.
- Register or Sign in



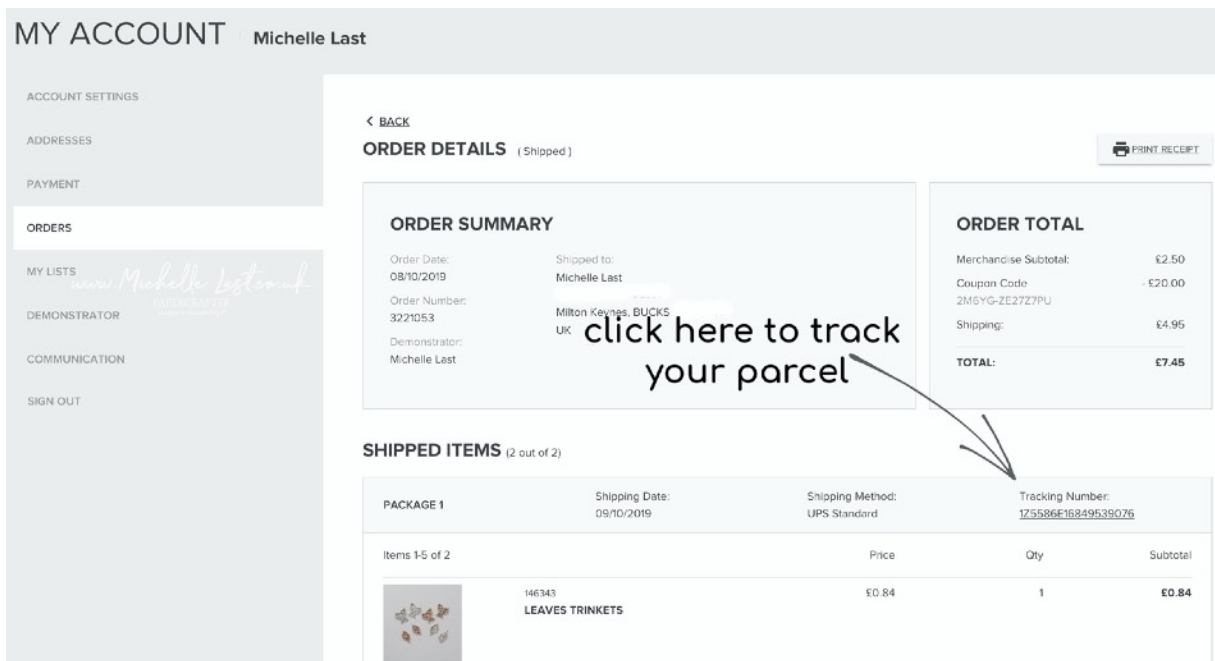
- Look around the online shop and add items to your basket as required and don't forget to add the monthly hostess code (shared on my website) when you spend £20+ and less than £150 to receive a free thank you card and gift for shopping with me. More info about using the hostess code is shared **HERE**.
- Once you have registered and created an account you can click the arrow on the top right to see the drop down menu and update your personal account settings.
- You can view each tab to update or view.



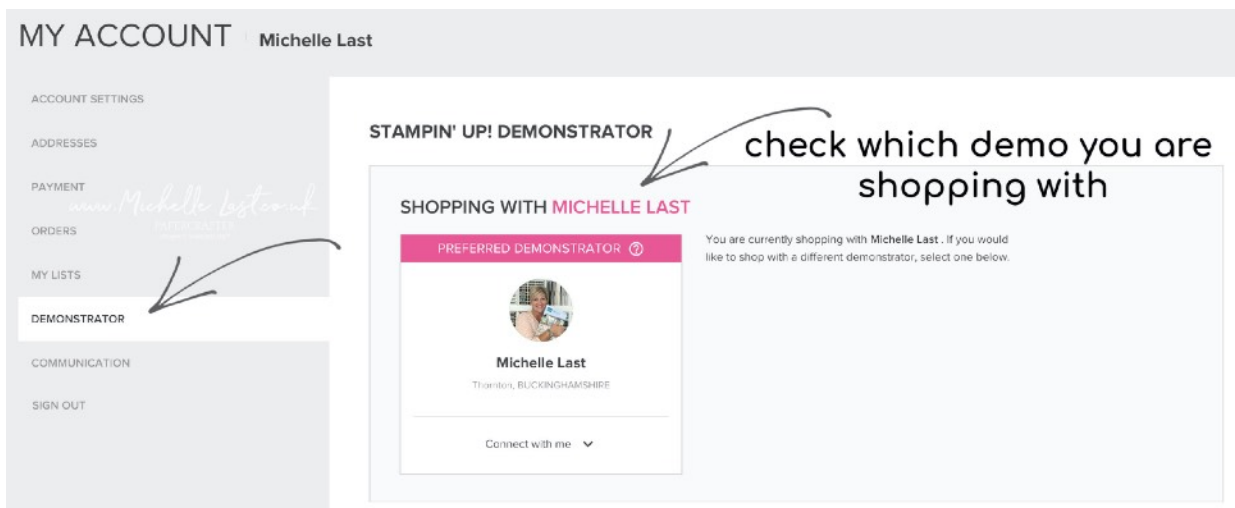
- Once you have placed an order, click 'orders' to track the progress of your delivery. It normally takes 2 days for the goods to be picked and be collected by UPS. Once UPS have collected and scanned the parcel you will be able to track its delivery on the UPS website (www.UPS.com).



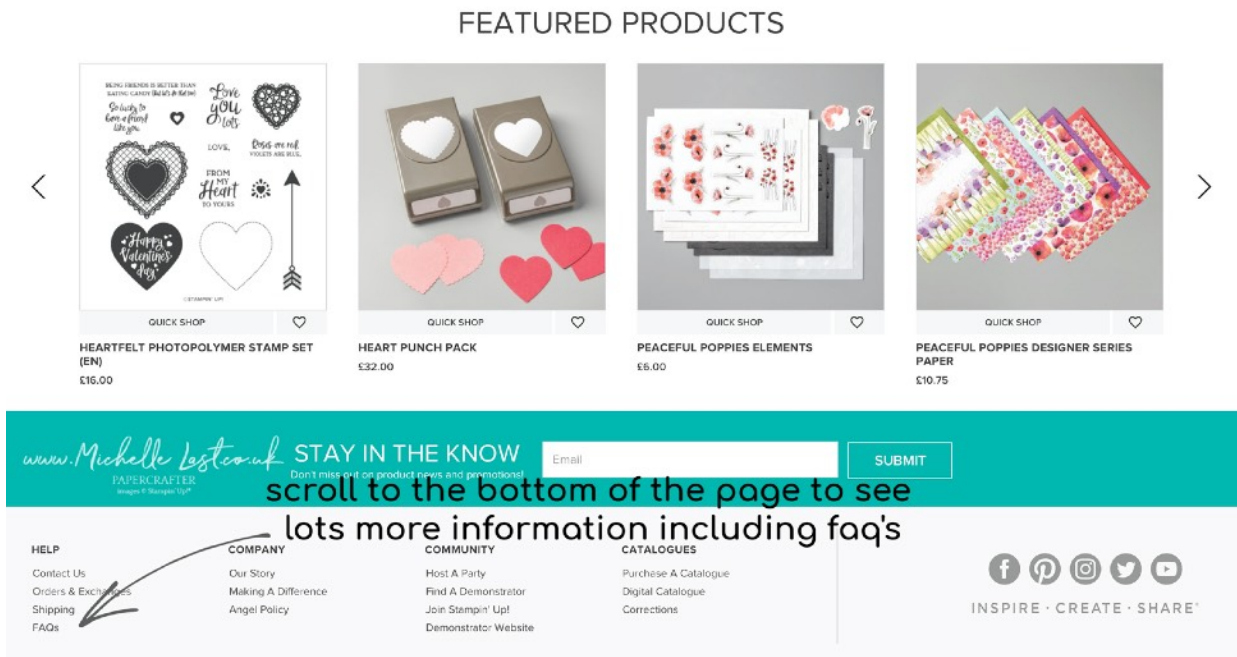
- Click the underlined tracking number (see below). This is a clickable link and it should take you direct to the UPS website tracking page.



- If you wish to check or change which demonstrator you are shopping with click the demonstrator tab (shown below). Also make sure that the demo you wish to shop with is shown on the top left at the top of the online shop page.

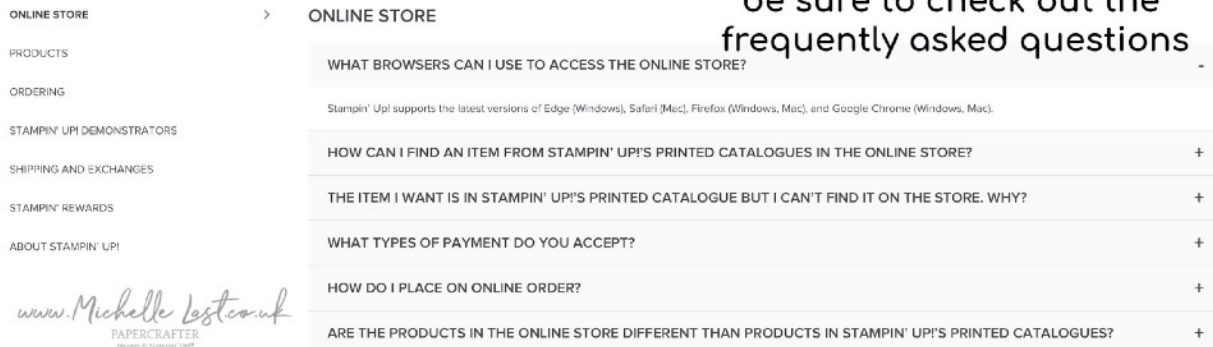


- Scroll to the bottom of the website to see some useful information including the frequently asked questions.

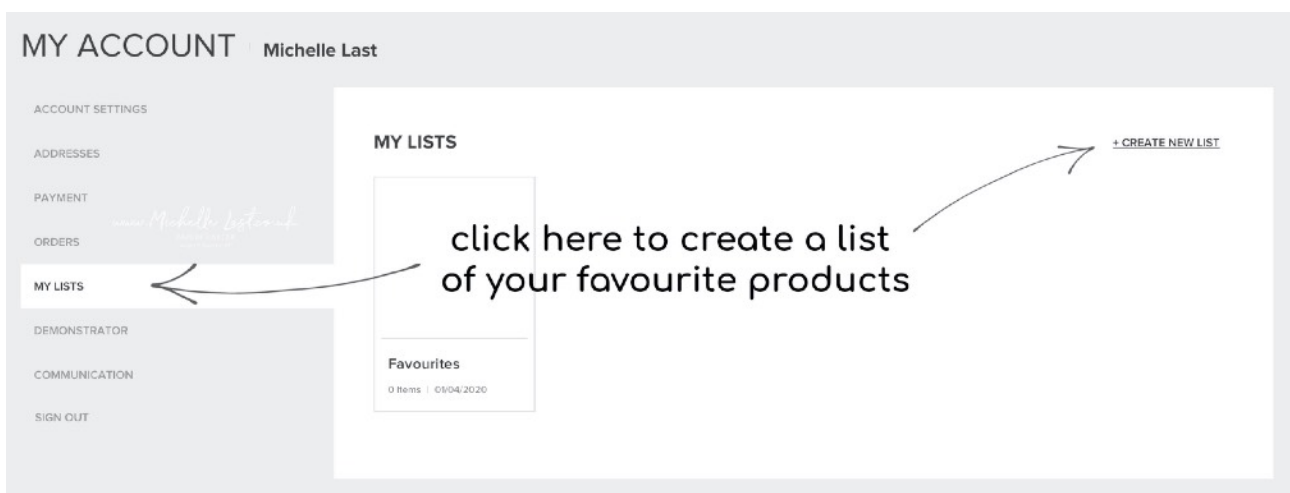


FAQS

be sure to check out the frequently asked questions



- You can create a list of your favourite items, consider it a virtual wish list. You can even share the link with friends and family. What a great way to collate a birthday list and share it with loved ones!



- If you plan to order frequently I really recommend you sign up for UPS My Choice as it give you full control over your delivery and the option to re-route or re-schedule deliveries, leave driver instructions and receive real time tracking alerts.

If you find that your password is not working when you know it is correct or if the payment page keeps throwing you out and emptying your basket please try and change the browser you are using.

ONLINE STORE

WHAT BROWSERS CAN I USE TO ACCESS THE ONLINE STORE?

Stampin' Up! supports the latest versions of Edge (Windows), Safari (Mac), Firefox (Windows, Mac), and Google Chrome (Windows, Mac).

I encourage you to have a good look around the website as there is lots of useful information.

If you would like a copy of the catalogue, please fill out the [catalogue request form](#) on my website as I send them direct to you for FREE. If you order one via the website you will have to pay for the catalogue and also for delivery.

Thank you for supporting my business, I really do appreciate it. Please do not hesitate to get in touch if I can help.

Best Wishes

A handwritten signature of Michelle in a cursive font, enclosed in a light pink rectangular box with a decorative border of small gold dots.

Michelle Last
Independent Stampin' Up! Demonstrator
michelle@cbdesign.org.uk
www.michellelast.co.uk
01280 816171
07905 653353